

“Isn’t it exciting
what nature
brings?”

—Marilyn Lott



Buddy Camper

Camping is an adventure! You play in nature, eat outside, and sleep under the stars with your family or buddies—your buddies could be the girls in your troop, or other friends. Are you ready to go camping?

Steps

1. Help plan a camping trip
2. Help pack for your trip
3. Go camping

Purpose

When I’ve earned this badge, I’ll know how to go camping—at a campsite or in a back yard—with my family or friends.



Every step has two choices.
Do ONE choice to complete
each step. Inspired?
Do more!

STEP 1 Help plan a camping trip

When you find out you are going on a camping trip, you might have some of these questions:

- ✧ *Where are we going?*
- ✧ *What we will eat?*
- ✧ *Where will we sleep?*
- ✧ *What will I need to bring on our trip?*
- ✧ *What will I do when we get there?*

Find out the answers to your questions and be part of planning your trip. It will make it so much more fun!

CHOICES—DO ONE:

- ☐ **Make a camping kaper chart.** At camp, everyone has chores and jobs to do. A kaper chart is a way to keep track of who is doing what. With a parent or another adult, draw a kaper chart with a list of all the things you can do on a camping trip.

OR

- ☐ **Plan a simple meal.** Be in charge of planning one dish for your camping trip. With an adult, decide what you want to make. Write out a list of what you'll need to make it. Find out how to pack the food for your trip. Will any of your items need to be washed and cut, like fruits and vegetables?

Daisy Camp Chef

Here are three ideas for a dish you can help make:

Breakfast Kabobs

Put cubes of cheese and strawberries or grapes on a skewer.




Banana Dog

Place a banana in a hot dog roll and spread sunflower butter or jelly on top.

Marshmallow Dip

Put marshmallows on toothpicks and roll or dip them in chocolate or caramel sauce.



Kaper Chart

This is an example of a kaper chart. Yours can look different!



KAPER CHART



Things to do Names

Set table

Get firewood

 Set up kitchen

Clean up after meals

Can you think
of more?

It's fun to help!

.....
.....



Be Prepared!

Prepared campers don't leave home without these things. What are they?

- ✧ *What will you drink?*
- ✧ *What gives light at night?*
- ✧ *What will keep you dry when it rains?*
- ✧ *What will protect you from the sun?*
- ✧ *What kind of snacks can you eat?*
- ✧ *What can you use to find your way on a trail?*
- ✧ *What will keep bugs away?*
- ✧ *What can you use to make a sound in an emergency?*

STEP 2 Help pack for your trip

“Be prepared” is the Girl Scout motto. This means finding out what you will bring on your camping trip. What will you wear if it rains? How will you make sure you don’t get a sunburn? Will you bring your books or favorite stuffed animal?

CHOICES—DO ONE:

- ☐ **Pack a bag.** Ask a family member to help you make a list of what clothes and things you will need for your trip. Collect all the things, and then pack them into a bag. If you’re camping with friends, pack together and make it a race!

OR

- ☐ **Get help from a camping expert or an older Girl Scout.** With a family member, go to a sporting goods store and talk to an expert about all the different things you need while camping. You can also ask an older Girl Scout who has done a lot of camping.

Questions you can ask:

- ✧ *Where do I sleep at a campsite?*
- ✧ *How will I carry water and keep it cool?*
- ✧ *What will I need to wear for cold days? Hot days?*
- ✧ *How are meals made?*

Play Flashlights and Fireflies

Fireflies can have other names: lightning bugs, glow flies, moon bugs, and big dippers.


Most fireflies sleep during the day and are awake at night. They flash their light to talk to each other.

Pretend you are a firefly and talk to your friends and family by flashing your flashlight on and off!


Make codes for words, like one flash means “no” and two means “yes.”

How to tie a square knot


Use two pieces of string or rope.



Hold one end of each rope in each hand. We will call each Rope A and Rope B.



Cross end A over end B, then push it under and behind.



Then cross A over B again, pushing A around and under B and up through the loop.



Tighten by pulling both loose ends.

You have a square knot!

STEP 3 Go camping

Now that you're at the campsite or set up in a backyard, practice a new camp skill or go on a hike!

CHOICES—DO ONE:

- ☐ **Learn to tie a square knot and have a knot-tying contest.** Tying a square knot is a lot like tying your shoes. If you can't tie your shoes, that's ok! You can still learn to tie a square knot. Then have a contest to see who can tie a square knot the fastest!

OR

- ☐ **Take a hike on a trail.** But before you do, make sure you know all the "Safe Camp Rules." Also learn how to protect nature while you're on your hike.

Sing-Along Songs Daisies love to sing songs!

Gather together to sing favorite songs like "We Are Daisy Girl Scouts" and "Make New Friends." You can sing when you are on a hike, doing chores, or sitting around a campfire.



Safe Camp Rules

Poison Ivy and **Poison Oak** have three leaves—so to be safe, stay away from plants with three leaves. Leaves of three, let it be!

Choose a **buddy** and stay with her at all times. Never walk alone.

Drink lots of **water**, especially when you go on a hike!

Wear **sunscreen** and **hats** to protect from the sun.

Wear **shoes with closed toes** to protect your feet.

Wear **light-colored clothing** and **long pants** to protect from ticks. If you can, tuck your pants into your socks.

Be **careful around a campfire**. Never step over a fire or on top of the logs around it.

Know what's in a **first aid kit** and why you need it.





Protect Nature While Camping

A Girl Scout always leaves an area better than she finds it! Here are seven important ways to “Leave No Trace” and keep nature safe while you are camping.

1. Know before you go

2. Choose the right path

3. Trash your trash

4. Leave what you find

5. Be careful with fire


6. Respect wildlife

7. Be kind to other
visitors




Bird's-Eye View

Imagine you are a bird flying over your campsite. What would your campsite look like? Make a drawing of your campsite as if you were a bird looking down on you.

A pink rose with a human-like face, including eyes, eyebrows, and a smiling mouth. It has green leaves and a stem. A blue speech bubble is attached to its stem.

This is called a
bird's-eye view!



I pledge to love Planet Earth
as best I can by. . . .


Spending time in the great
outdoors,

Respecting all plants and
animals that I meet.

Being mindful of what grows
around me,

Using resources wisely, and

Teaching others to
do the same!



Going on a Journey? Do some badge work along the way.

Daisies on the *Between Earth and Sky* Journey are outside in the sunshine traveling to new places with friends. They end their Journey by making a pledge to Planet Earth (see page 11). Earn your Clover Award by protecting nature while on your camping trip.

Now that I've earned this badge,
I can give service by:

Teaching others how to protect nature and stay safe while camping.

I'm inspired to:



©2017 Girl Scouts of the United States of America.

All rights reserved. No part of this publication may be reproduced, distributed, or transmitted in any form or by any means, including photocopying, recording, or by any other electronic or mechanical methods now known or hereinafter invented, without the prior written permission of Girl Scouts of the United States of America, except in the case of brief quotations embodied in critical reviews and certain other noncommercial uses permitted by copyright law. For permissions requests, write to Girl Scouts of the United States of America at the address below or visit the www.girlscouts.org website to access permission request forms.

First published in 2017 by Girl Scouts of the USA
420 Fifth Avenue, New York, NY 10018-2798
www.girlscouts.org

Printed in the United States

Stock image by: Big_Ryan/DigitalVision Vectors

UPC 64021

